

LEAK ID

CALIBRATED LOSSES

For ensuring the efficiency of your testing system



Employees that use leak identification instruments need to know the calibration of those instruments at any moment, so LeakID is the key element used to verify the calibration. If the instrument recognizes the calibrated leak, it is correctly set.

LeakID is sold with the 1/8" pneumatic connector or with Staubli® male connector. For Test calibrated leak is composed by an element calibrated for the requested porosity (leak scales varying from 10 cc/h to 200 cc/min) and a RFID transponder that keeps all numerical values and time ranges crypted. LeakID is made of stainless steel, to guarantee an exceptional stability and corrosion protection.

The main benefit of this new product is the impossibility to introduce human errors during the production process, the recertificating process and during normal utilization, obviously accelerating the production. Reducing human errors is very important because mistakes made by employees concerning leaks values can bring dangerous valutations about measuring instruments.

An optional "Antenna" module can be added to the ET series, or the EtNet, in order to automatically verify the testing process in industrial environment. For Test LeakID is made using specific Pressure and Flow values, in order to satisfy, with maximum precision in terms of loss rates, the customer needs. Every LeakID is supplied with a calibration certificate and a protective package for a correct stockage.

Automatic reading and calibration


Exclusion of human errors

Long time stability

Dual connection mode

Custom values

For using with different pressure values



Easy to install

TECHNICAL DETAILS

Accuracy $\pm 2\%$

Repeatability 0,1%

Data transmission :FSK-125Khz or 30 Mhz

Stored values: serial number, pressure, flow, calibration date/time, ricertification numbers

Made of stainless steel

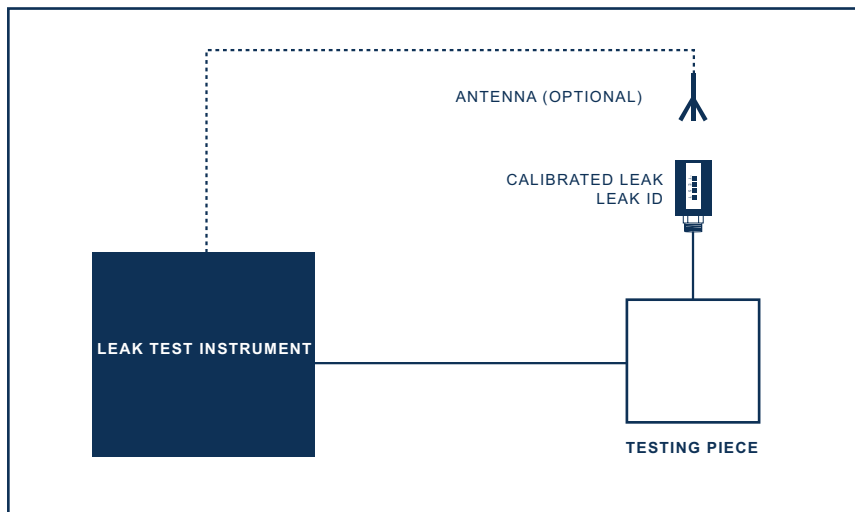
SIT Trackability

Caratterizzabili in piu' punti 1 - 3 - 5

1/8" BSP male connection (STAUBLI® connection optional)

Maximum working pressure 10 Bar

FUNCTION DIAGRAM



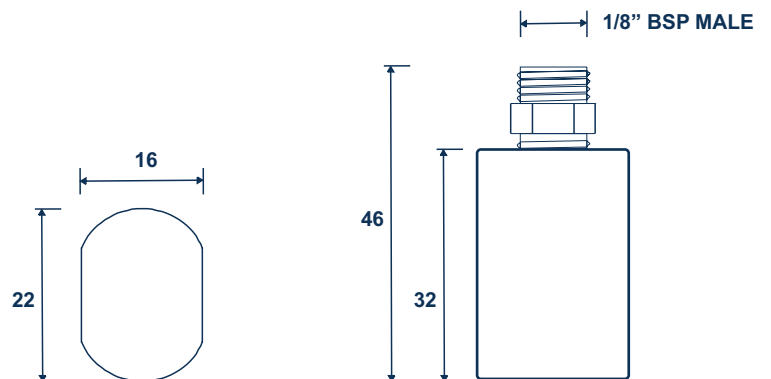
The loss is directly inserted in the test circuit and if the instrument recognizes it, the whole testing process is correctly executed

EXTERNAL APPEARANCE

Material: black delrin

Dimensions: 16 mm x 22 mm x 32 mm

Wheight: 28 g.



WWW.4TST.COM